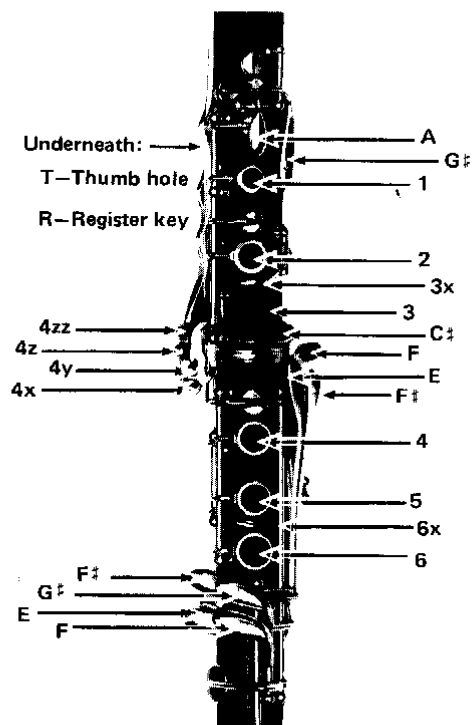


Clarinet Fingering Chart

x, y, z, zz—indicate keys operated by one of the fingers normally covering a hole. When they are used the hole is left open.

A, G-sharp operated by 1st finger; T-thumb hole and R—Register key by left thumb; E, F, F-sharp and G-sharp by little fingers.















()—Parenthesis indicate that the use of that key or hole is optional in that fingering, depending on intonation and resonance on a particular instrument.

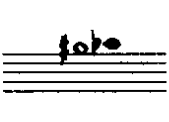



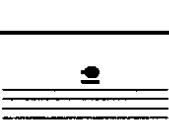

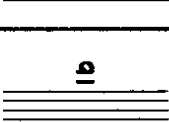

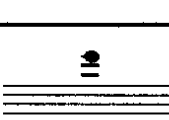






		Left Hand	Right Hand
E		1. T 123 E	456
F		2. T 123 3. T 123 F	456 F 456
F#		4. T 123 F# 5. T 123	456 456 F#
G		T 123	456
G#		T 123	456 G#
A		T 123	450
A#		T 123	400

		Left Hand	Right Hand
B		10. T 123 11. T 123	050 406x
C		12. T 123	000
C#		13. T 123 C#	000
D		14. T 120	000
D#		15. T 120 16. T 123x 17. T 100 18. T 100 19. *T 103	4x00 000 400 050 000
E		20. T 100	000
F		21. T 000	000





*7 ring model only.

		Left Hand	Right Hand
F#		22. 23. 100 T 000	000 4xy 00
G		24. 000	000
G#		25. G# 00	000
A		26. A 00	000
A#		27. 28. R A00 A00	000 4z00
B		29. 30. TR 123 E 31. TR 123 32. A00 R A00	456 456 E 4zz00 4z00
C		33. 34. TR 123 35. TR 123 F R A00	456 F 456 4zz00
C#		36. 37. TR 123 F# TR 123	456 456 F#
D		38. TR 123	456
D#		39. TR 123	456 G#
E		40. TR 123	450
F		41. TR 123	400
F#		42. 43. TR 123 44. TR 123	050 406x 006
G		45. TR 123	000

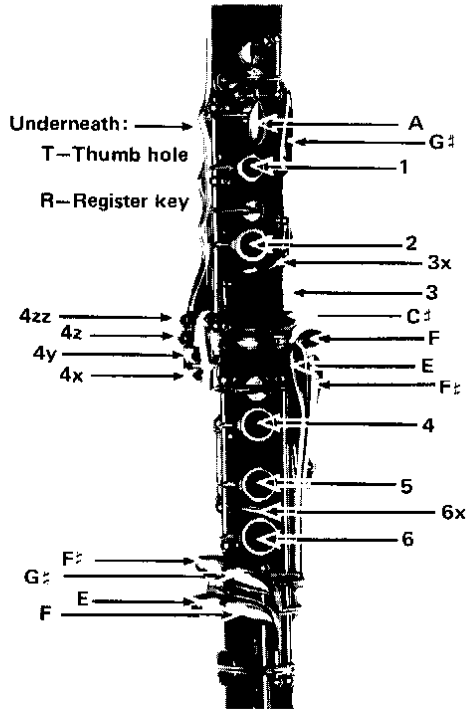
		Left Hand	Right Hand
G#		46. 47. TR 123 G# TR 120	000 450
A		48. TR 120	000
A# Bb		49. 50. TR 120 51. TR 123x 52. TR 100 53. TR 103 54. TR 023 C# 55. *TR 103	4x00 000 400 050 006 000 000
B		56. TR 100	000
C		57. TR 000	000
C#		58. 59. TR 023 60. TR 000 61. TR 100 100	450 4xy00 4z00 000
D		62. 63. TR 023 64. TR 000 TR G# 00	400 G# 4z00 (4x)00
D#		65. 66. TR 023 67. TR 023 68. TR A00	406x G# 006 G# 050 G# 000 G#
E		69. 70. TR 023 71. TR G# 23 TR A00	000 G# 000 4200
F		72. 73. TR 023 C# 74. TR 123 C# TR G# 23 C#	000 G# 456 000
F#		75. 76. TR 020 77. TR 120 TR 120	000 G# 456 G# 42200 G#
G		78. 79. TR 020 80. TR 100 81. TR 100 82. TR 023 83. TR 023x 84. TR 020 TR 003 C#	450 G# 450 G# 400 G# 450 G# 000 G# 4x00 G# 000 G#
G#		80. 81. TR 023 F# 82. TR 023 83. TR 023 84. TR 003 85. TR 023 86. TR 020	406 050 F# 406x G# 400 F# 400 G# 006 F# 050 G#

*7 ring model only.

Clarinet Fingering Chart

	Left Hand		Right Hand			Left Hand		Right Hand	
A		87. 88. 89.	TR 023 TR 023 TR 023	000 F 000 F [‡] 4x00 F [‡]	B		93. 94. 95.	TR G [‡] 120 (F [‡]) TR G [‡] 120 C [‡] TR 020 F [‡]	450 (G [‡]) 450 G [‡] 450 G [‡]
A [‡]		90. 91. 92.	TR G [‡] 23 C [‡] TR 123 C [‡] TR 123	000 G [‡] or F [‡] 456 F or G [‡] 456 F	C		96. 97. 98. 99.	TR G [‡] 100 TR G [‡] 000 TR 103x TR A 100	400 F [‡] 400 G [‡] 406x G [‡] 4(5)0 G [‡]

Clarinet Trill Fingerings



A composite fingering is given for the notes in a trill. The trill is made with the fingers and/or keys circled. Only special trill fingerings are included. Trills which are executed with regular fingerings are not included.

			Left Hand	Right Hand
A ² B ⁰		8.	T 123	4 ⑤ 6 G ²
A ² B		9.	T 123	40 ⑥x
B C ²		10. 11. 12. 13.	T 123 ③ T 123 ③ T 123 ③ **T 123 C ²	050 406x 006 0⑤0
C D		14. 15.	T 12 ③ T 123	000 ④x 00
C ² D		16. 17.	T 12 ③ C ² T 12 ③ ③	000 000
C ² D ²		18. 19.	T 123 C ² *T 1 ② 3 C ²	4x00 000
D E		20. 21. 22.	T 1 ② 0 T 100 *T 10 ③	4x00 400 000
E F		23. 24.	T ① ② 0 T 123x	4x00 ④xy 00
E F		25. 26.	① 100 T 100	000 ④xy 00
F G		27.	T 000	④xy 00
F G		28.	T ③ 00	000
F ¹ G		29.	T ③ 00	4xy00

			Left Hand	Right Hand
E F		1. 2.	T 123 ③ T 123 F	456 F 456 ③
E F ¹		3. 4.	T 123 ③ T 123 E	456 E 456 ③
F G ²		5. 6.	T 123 ③ T 123 F	456 F 456 ③
F ¹ G ²		7.	T 123 F ¹	456 ③

*7 ring model only.

**Model with articulated C#-G# key only

Clarinet Trill Fingerings

		Left Hand	Right Hand
G# A		30. G# 00	(4z) 00
A ^b B ^b		31. G# 00 32. G# 00	(4z) 00 (4z) 00
A B ^b		33. A00	(4z) 00
A B		34. A00	(4z) 00
A# B		35. R A00	(4z) 00
B ^b C		36. R A00	(4z) 00
B C		37. TR 123 (E) 38. TR 123 F	456 F 456 (E)
B C#		39. TR 123 (F#) 40. TR 123 E	456 E 456 (F#)
C D ^b		41. TR 123 (F#) 42. TR 123 F	456 E 456 (F#)
C# D#		43. TR 123 (F#)	456 (G#)
E ^b F		44. TR 123	4 (5) 6 G#
F G ^b		45. TR 123	40 (6x)
F# G#		46. TR 123 (C#) 47. TR 123 (C#) 48. TR 123 (C#) 49. **TR 123 C#	050 006 406x 0 (5) 0

		Left Hand	Right Hand
G A		50. TR 12 (3) 51. TR 123	000 (4x) 00
G# A		52. TR 12 (3) (C#) 53. TR 123 C# 54. TR 120	000 (4x) 00 (4) (5) 0
A ^b B ^b		55. TR (1) 23 C# 56. TR 123 C# 57. TR 1 (2) 3 C# 58. TR (1) 23	000 (4x) 00 000 450
A# B		59. TR 1 (2) 0 60. TR 100	4x00 (4) 00
B ^b C		61. TR (1) (2) 0 62. TR 123x	4x00 (4xy) 00
B C#		63. TR (1) 00 64. TR 103 65. TR 100 66. TR 100	000 45 (6) (4xy) 00 (4x) 00
C D ^b		67. TR 000	(4xy) 00
C D		68. TR (G) 00 69. TR 000	000 (4z) 00
C# D#		70. TR 023 71. TR (A) 23	(4) 50 450
E ^b F		72. TR 02 (3) 73. TR 02 (3) 74. TR 02 (3) 75. **TR 023 G# 76. **TR 023 C#	406x G# 050 G# 006 G# 0 (5) 0 G# 00 (6) G#
E F		77. TR 023 (C#) 78. TR 023	000 G# (4x) 00 G#
F G ^b		79. TR 02 (3) (C#) 80. TR 023 C#	000 G# (4x) 00 G#
F G		81. TR 0 (2) 3 C#	000 G#

Clarinet Trill Fingerings

	Left Hand		Right Hand
F [♯] G		82.	TR 020
		83.	TR 1 ② 0
		84.	TR 123 C [♯]
		85.	TR 1 ② 0
F [♯] G [♯]		86.	TR 023
		87.	TR 020
		88.	TR 020
		89.	TR ① ② 0
G A ^b		90.	TR 023
		91.	TR 003 C [♯]
		92.	TR 020
G A		93.	TR 023
		94.	TR 020
		95.	TR ① 00
G [♯] A		96.	TR 023
		97.	TR 023 F [♯]
		98.	TR 023
		99.	TR 003
		100.	TR 023 F
101.	TR 020		

	Left Hand		Right Hand
A ^b B ^b		102.	TR ① ② ③
		103.	TR 023
A B ^b		104.	TR ① 23
		105.	TR ③ 23
A [♯] B		106.	TR ① G [♯] 23 C [♯]
		107.	TR 123 C [♯]
B ^b C		108.	TR 1 ② ③ ④
			4 ⑤ ⑥ ⑦
B C		109.	TR G [♯] 1 ② 0
			4 ⑤ 0 G [♯]