

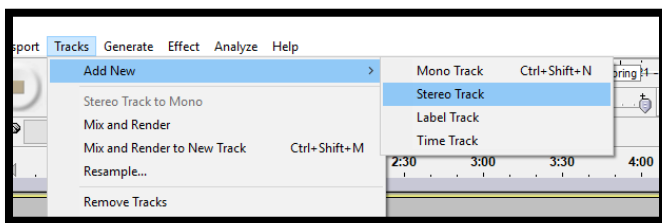
Music Production & Engineering

BACKMASKING / INTRODUCTION TO AUDACITY

Backmasking (also known as backward masking) is a recording technique in which a sound or message is recorded backward onto a track that is meant to be played forward. Backmasking is a deliberate process, whereas a message found through phonetic reversal may be unintentional.

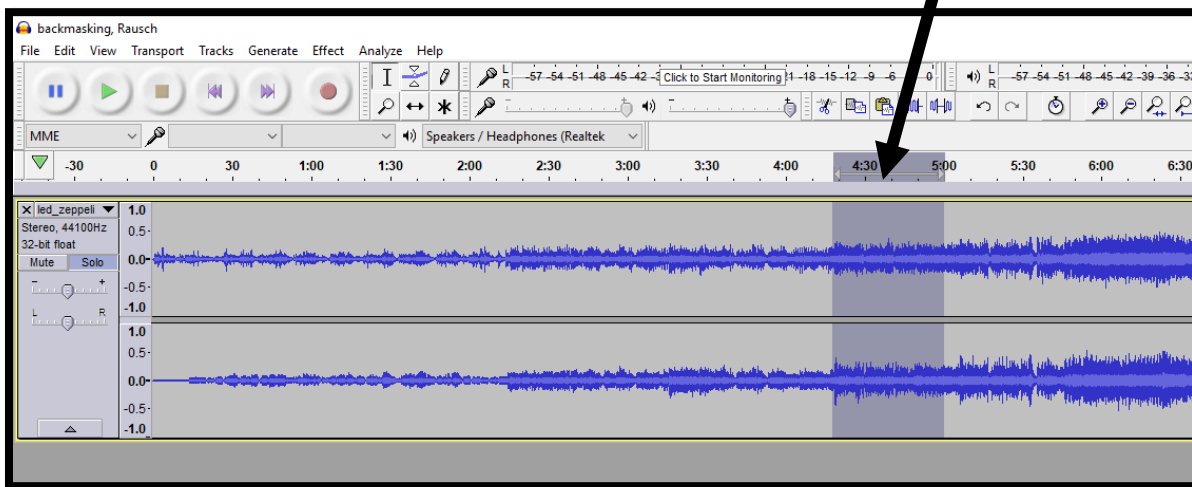
For this Exercise, you will be doing the following:

1. Download "Stairway to Heaven" for our website (<http://www.portsmouthmusic.org/backmasking.html>)
2. Open music file in Audacity
3. Insert a new STEREO TRACK:
 1. Click... <TRACKS>.....<ADD NEW>.....<STEREO TRACK>

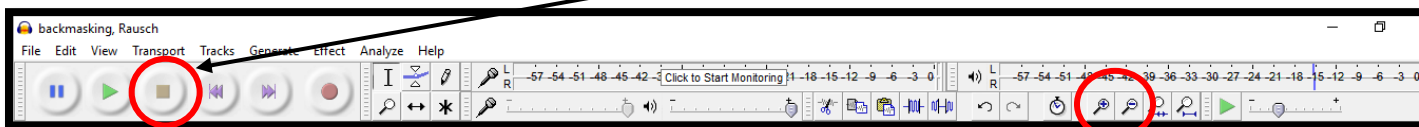


4. Highlight the selection of music that has been identified as having a backmasked message:

***"If there's a bustle in your hedgerow, don't be alarmed now
It's just a spring clean for the May queen
Yes, there are two paths you can go by, but in the long run
There's still time to change the road you're on"***



Key Points: 1. Make sure you have pressed STOP for all edits, including copy and paste.



2. You may need to ZOOM IN and ZOOM OUT to help with finding the section of music