



How to Download Music From YouTube

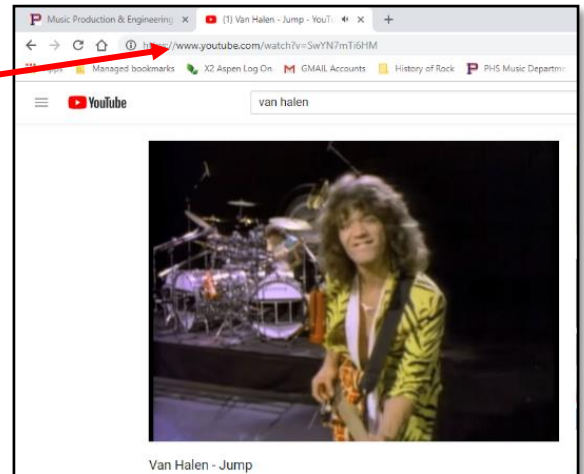
1. Choose your music from youtube.

2. Click/Highlight the Youtube URL


3. Open a second TAB and go to:



4. PASTE the youtube URL in the box on the converter Page.




5. Click "CONVERT"



6. Wait a few moments for the website to process the music.

7. Click "DOWNLOAD" once the music is ready.



8. Your music will be downloaded to the "DOWNLOADS" folder on your network.

9. To import into Audacity, just "drag" and "drop" the files from your downloads folder onto Audacity.

*There are several youtube converters that are available. Choose one that works best for your computer. The one listed above, is the easiest to use.

****DISCLAIMER**** Remember that you are downloading music which the majority of, are copyrighted. We are using the music for an educational, teaching concept. All music will be deleted upon completion of exercise.