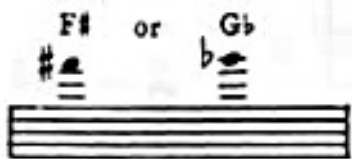
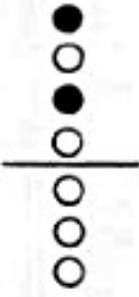
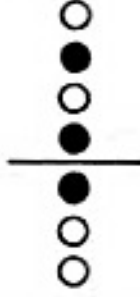
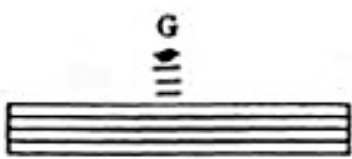
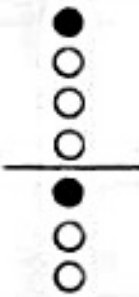
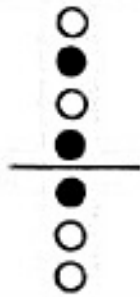

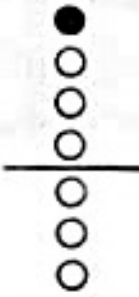
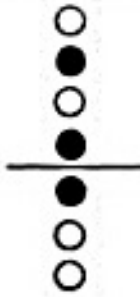



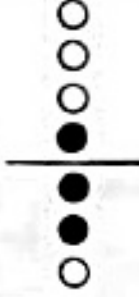
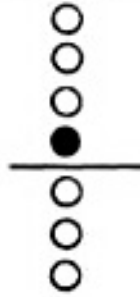


















# Saxophone ALTISSIMO Fingering Chart

 <p>F# or Gb</p>	<p>Side B<math>\flat</math></p> 	
 <p>G</p>	<p>Side B<math>\flat</math></p> 	<p>Side F#</p> 
 <p>G# or Ab</p>	<p>Side B<math>\flat</math></p> 	<p>Side C</p> 
 <p>A</p>		<p>If this fingering is sharp open all three keys of the right hand.</p>
 <p>A# or B<math>\flat</math></p>		<p>Side C</p> 

# Saxophone **ALTISSIMO** Fingering Chart

 <p>B</p>	<p>High D</p> 	<p>High D</p>  <p>Side C</p> 
 <p>C</p>	<p>E<math>\flat</math> Key</p> 	
 <p>C<math>\sharp</math> or D<math>\flat</math></p>		<p>This note can also be played by fingering low B<math>\flat</math> with the octave key on.</p>
 <p>D</p>		
 <p>D<math>\sharp</math> or E<math>\flat</math></p>		
 <p>E</p>	<p>E<math>\flat</math> Key</p> 	
 <p>F</p>	<p>E<math>\flat</math> Key</p> 